

Consulta Grafico Zonas 


Se Realizarón un total de 400 Consultas na Enquisa: Existencia do 010 - Asociacions 2016

1 ¿COÑECE VOSTEDE O SERVIZO DE INFORMACIÓN TELEFÓNICA 010 DO CONCELLO?






2 ¿UTILIZOU ALGUNHA VEZ ESTE SERVIZO?



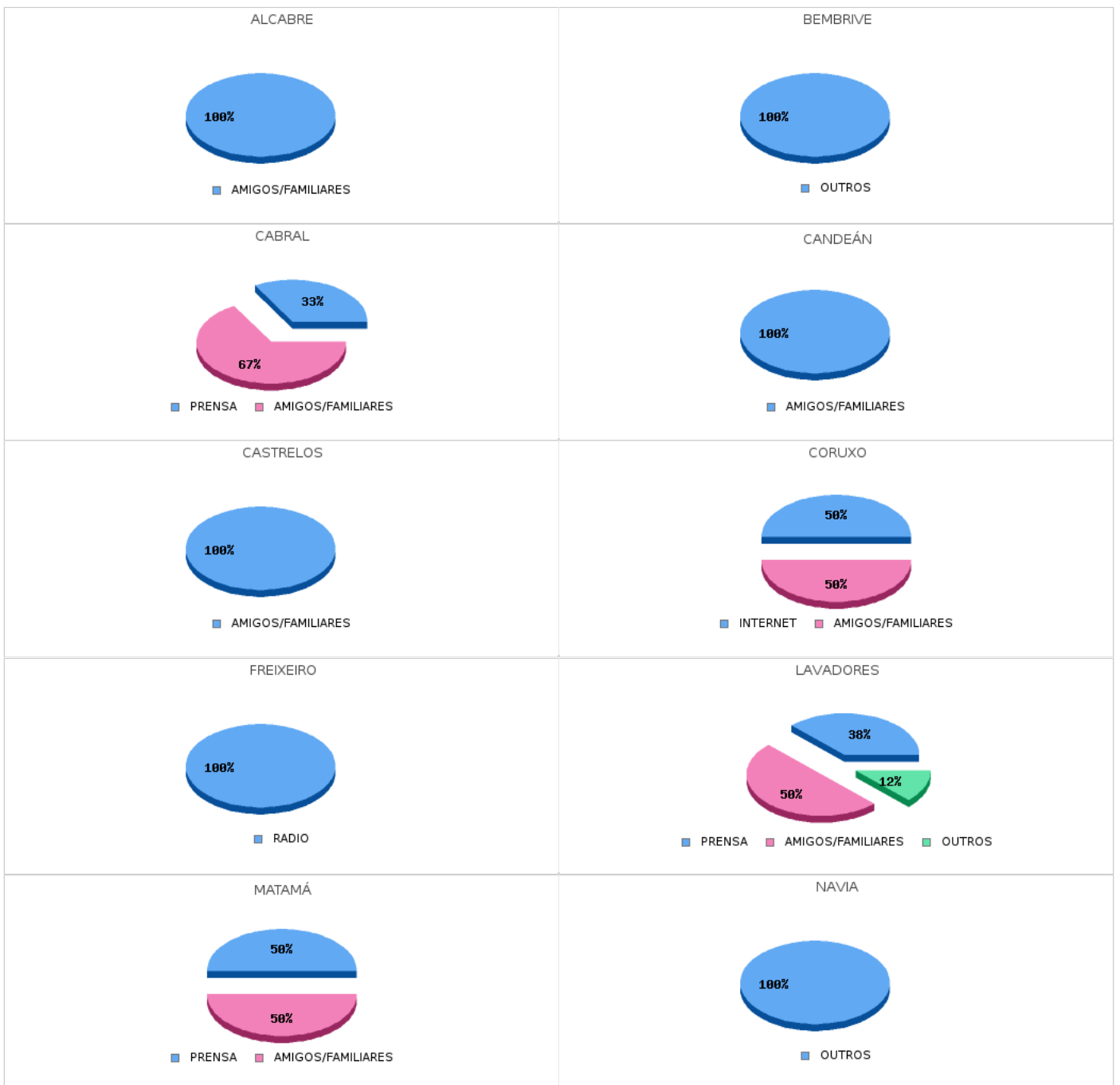
<p>BEMBRIVE</p> <table border="1"><tr><th>Response</th><th>Percentage</th></tr><tr><td>SI</td><td>33%</td></tr><tr><td>NON</td><td>67%</td></tr></table>	Response	Percentage	SI	33%	NON	67%	<p>CABRAL</p> <table border="1"><tr><th>Response</th><th>Percentage</th></tr><tr><td>SI</td><td>50%</td></tr><tr><td>NON</td><td>50%</td></tr></table>	Response	Percentage	SI	50%	NON	50%
Response	Percentage												
SI	33%												
NON	67%												
Response	Percentage												
SI	50%												
NON	50%												
<p>CANDEÁN</p> <table border="1"><tr><th>Response</th><th>Percentage</th></tr><tr><td>SI</td><td>25%</td></tr><tr><td>NON</td><td>75%</td></tr></table>	Response	Percentage	SI	25%	NON	75%	<p>CASTRELOS</p> <table border="1"><tr><th>Response</th><th>Percentage</th></tr><tr><td>SI</td><td>57%</td></tr><tr><td>NON</td><td>43%</td></tr></table>	Response	Percentage	SI	57%	NON	43%
Response	Percentage												
SI	25%												
NON	75%												
Response	Percentage												
SI	57%												
NON	43%												
<p>COMESAÑA</p> <table border="1"><tr><th>Response</th><th>Percentage</th></tr><tr><td>NON</td><td>100%</td></tr></table>	Response	Percentage	NON	100%	<p>CORUXO</p> <table border="1"><tr><th>Response</th><th>Percentage</th></tr><tr><td>SI</td><td>67%</td></tr><tr><td>NON</td><td>33%</td></tr></table>	Response	Percentage	SI	67%	NON	33%		
Response	Percentage												
NON	100%												
Response	Percentage												
SI	67%												
NON	33%												
<p>FREIXEIRO</p> <table border="1"><tr><th>Response</th><th>Percentage</th></tr><tr><td>SI</td><td>33%</td></tr><tr><td>NON</td><td>67%</td></tr></table>	Response	Percentage	SI	33%	NON	67%	<p>LAVADORES</p> <table border="1"><tr><th>Response</th><th>Percentage</th></tr><tr><td>SI</td><td>62%</td></tr><tr><td>NON</td><td>38%</td></tr></table>	Response	Percentage	SI	62%	NON	38%
Response	Percentage												
SI	33%												
NON	67%												
Response	Percentage												
SI	62%												
NON	38%												
<p>MATAMÁ</p> <table border="1"><tr><th>Response</th><th>Percentage</th></tr><tr><td>SI</td><td>67%</td></tr><tr><td>NON</td><td>33%</td></tr></table>	Response	Percentage	SI	67%	NON	33%	<p>NAVIA</p> <table border="1"><tr><th>Response</th><th>Percentage</th></tr><tr><td>SI</td><td>100%</td></tr></table>	Response	Percentage	SI	100%		
Response	Percentage												
SI	67%												
NON	33%												
Response	Percentage												
SI	100%												
<p>OIA</p> <table border="1"><tr><th>Response</th><th>Percentage</th></tr><tr><td>SI</td><td>50%</td></tr><tr><td>NON</td><td>50%</td></tr></table>	Response	Percentage	SI	50%	NON	50%	<p>SAIÁNS</p> <table border="1"><tr><th>Response</th><th>Percentage</th></tr><tr><td>SI</td><td>50%</td></tr><tr><td>NON</td><td>50%</td></tr></table>	Response	Percentage	SI	50%	NON	50%
Response	Percentage												
SI	50%												
NON	50%												
Response	Percentage												
SI	50%												
NON	50%												
<p>SÁRDOMA</p> <table border="1"><tr><th>Response</th><th>Percentage</th></tr><tr><td>SI</td><td>100%</td></tr></table>	Response	Percentage	SI	100%	<p>TEIS</p> <table border="1"><tr><th>Response</th><th>Percentage</th></tr><tr><td>SI</td><td>100%</td></tr></table>	Response	Percentage	SI	100%				
Response	Percentage												
SI	100%												
Response	Percentage												
SI	100%												

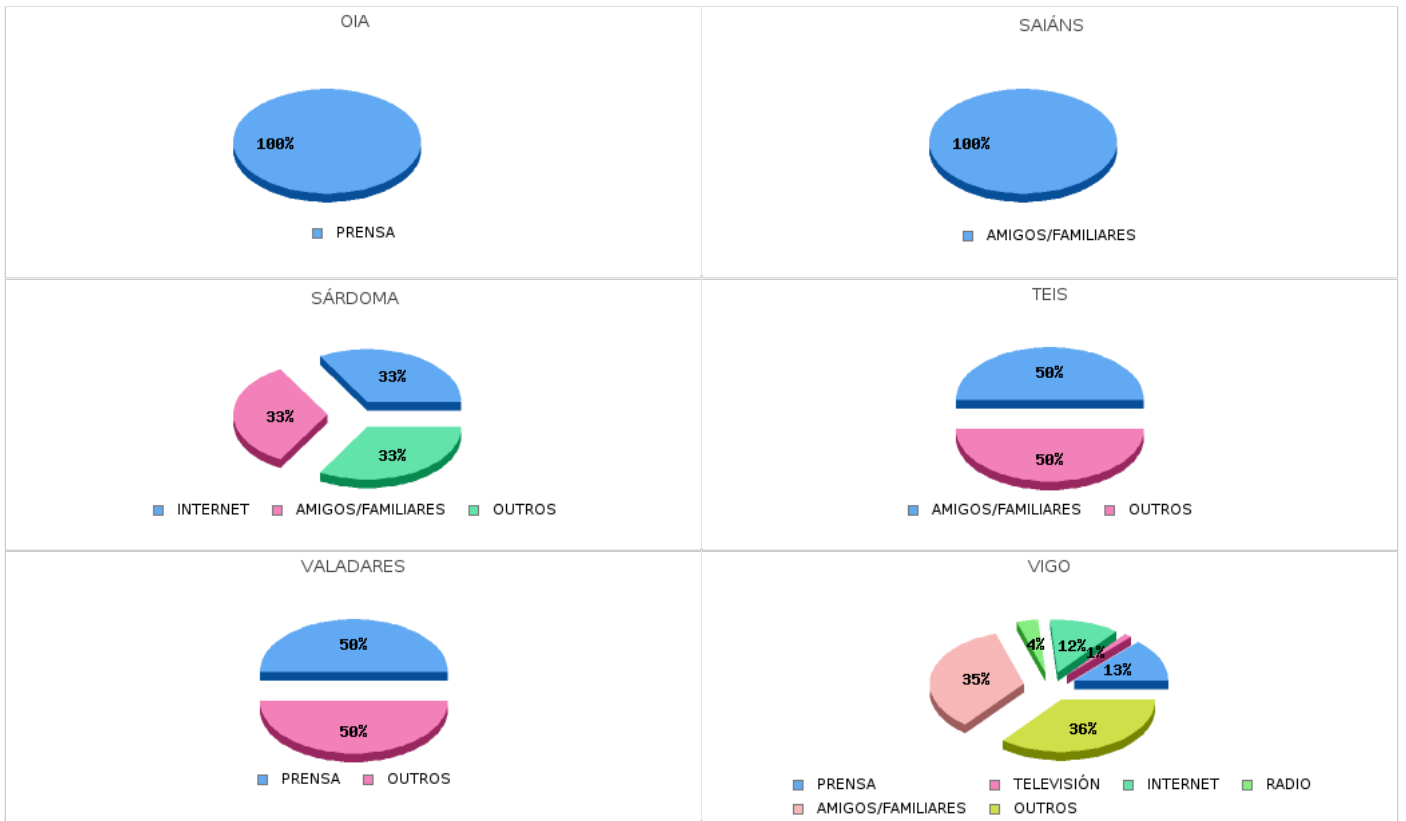


caca



3 ¿A TRAVÉS DE QUE MEDIO COÑECEU VOSTEDE A EXISTENCIA DESTE SERVIZO?

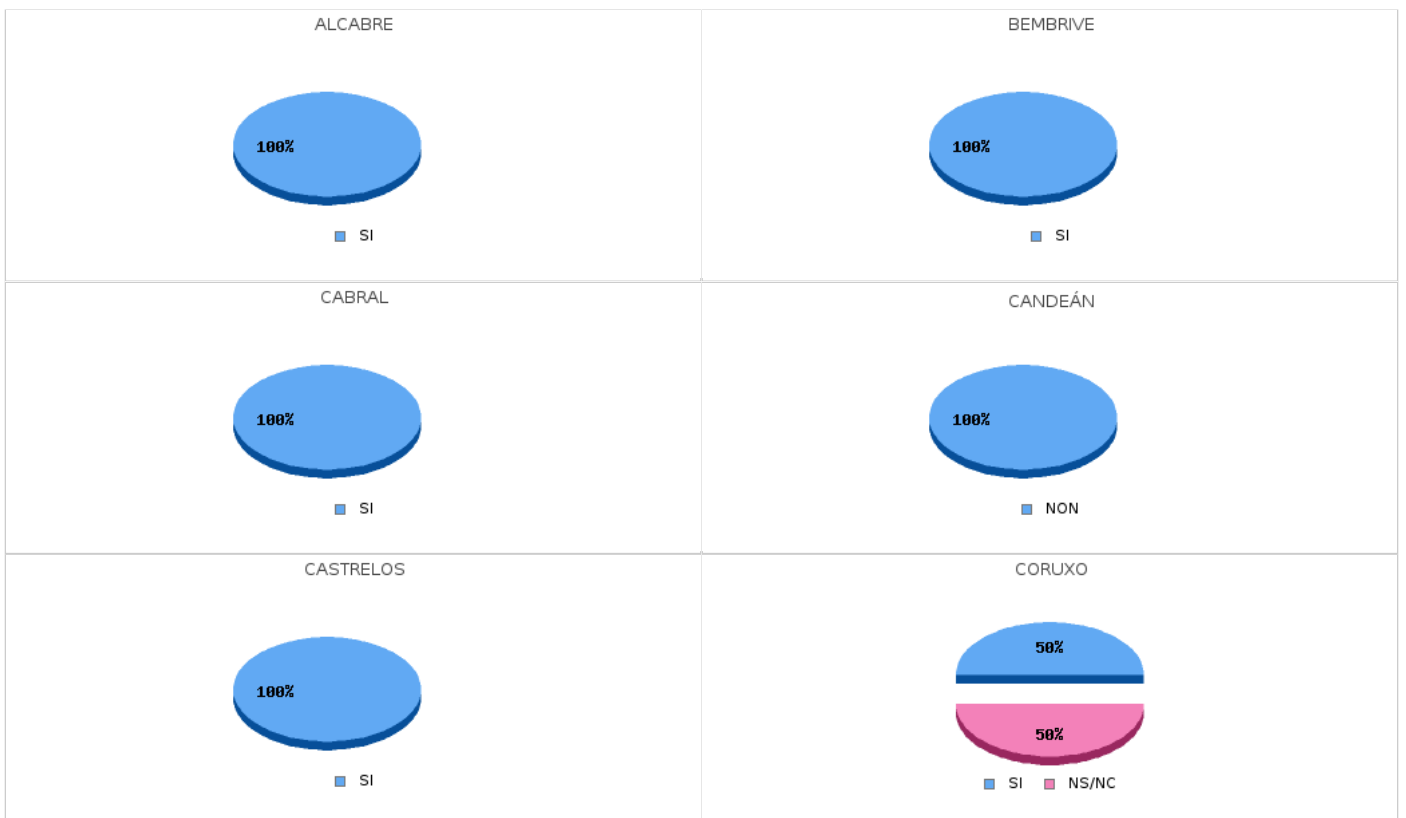




caca



4 ¿CONTACTOU VOSTEDE CO SERVIZO NO SEU PRIMEIRO INTENTO DE CHAMADA?






caca



5 ¿A ATENCIÓN PRESTADA A SÚA CHAMADA FOI?



<p>CABRAL</p> <p>100%</p> <p>BOA</p>	<p>CANDEÁN</p> <p>100%</p> <p>BOA</p>
<p>CASTRELOS</p> <p>75%</p> <p>25%</p> <p>MOI BOA BOA</p>	<p>CORUXO</p> <p>100%</p> <p>BOA</p>
<p>FREIXEIRO</p> <p>100%</p> <p>MOI BOA</p>	<p>LAVADORES</p> <p>62%</p> <p>38%</p> <p>MOI BOA BOA</p>
<p>MATAMÁ</p> <p>100%</p> <p>BOA</p>	<p>NAVIA</p> <p>100%</p> <p>BOA</p>
<p>OIA</p> <p>100%</p> <p>BOA</p>	<p>SAIÁNS</p> <p>100%</p> <p>BOA</p>
<p>SÁRDOMA</p> <p>67%</p> <p>33%</p> <p>MOI BOA BOA</p>	<p>TEIS</p> <p>100%</p> <p>BOA</p>
<p>VALADARES</p> <p>100%</p> <p>BOA</p>	<p>VIGO</p> <p>61%</p> <p>32%</p> <p>MOI BOA BOA REGULAR MALA NS/NC</p>

caca

6 ¿FACILITARONLE A INFORMACIÓN SOLICITADA?



caca



7 ¿SABE VOSTEDE QUE O SERVIZO 010 TAMEN OFRECE A POSIBILIDADE DE RECOLLER QUEIXAS SOBRE A CIDADE?






caca



8 ¿CREE VOSTEDE QUE O SERVIZO 010 É UNHA VÍA EFICAZ PARA FACER CHEGAR Ó DEPARTAMENTO AS QUEIXAS DOS/AS CIDADÁNS?

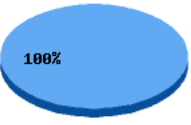
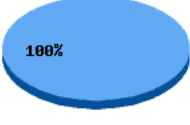
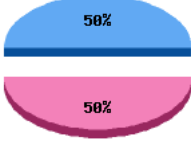


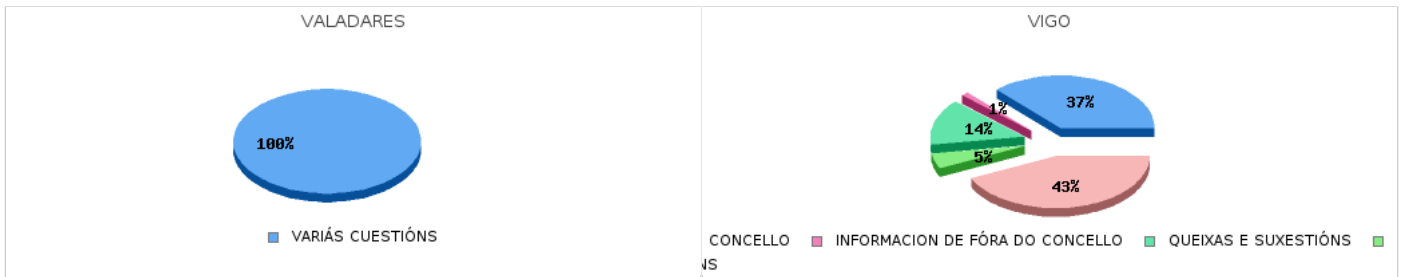


caca



9 ¿QUE DEMANDOU A ESTE SERVIZO?


<p>ALCABRE</p>  <p>100%</p> <p>■ VARIÁS CUESTIÓNS</p>	<p>BEMBRIVE</p>  <p>100%</p> <p>■ INFORMACIÓN DO CONCELLO</p>
<p>CABRAL</p>  <p>100%</p> <p>■ VARIÁS CUESTIÓNS</p>	<p>CANDEÁN</p>  <p>100%</p> <p>■ VARIÁS CUESTIÓNS</p>
<p>CASTRELOS</p>  <p>75%</p> <p>25%</p> <p>■ ACTIVIDADES E OCIO ■ VARIÁS CUESTIÓNS</p>	<p>CORUXO</p>  <p>100%</p> <p>■ VARIÁS CUESTIÓNS</p>
<p>FREIXEIRO</p>  <p>100%</p> <p>■ VARIÁS CUESTIÓNS</p>	<p>LAVADORES</p>  <p>75%</p> <p>12%</p> <p>12%</p> <p>■ INFORMACIÓN DO CONCELLO ■ QUEIXAS E SUXESTIÓNS ■ VARIÁS CUESTIÓNS</p>
<p>MATAMÁ</p>  <p>50%</p> <p>50%</p> <p>■ ACTIVIDADES E OCIO ■ VARIÁS CUESTIÓNS</p>	<p>NAVIA</p>  <p>100%</p> <p>■ VARIÁS CUESTIÓNS</p>
<p>OIA</p>  <p>100%</p> <p>■ INFORMACIÓN DO CONCELLO</p>	<p>SAIÁNS</p>  <p>100%</p> <p>■ QUEIXAS E SUXESTIÓNS</p>
<p>SÁRDOMA</p>  <p>33%</p> <p>33%</p> <p>33%</p> <p>■ INFORMACIÓN DO CONCELLO ■ QUEIXAS E SUXESTIÓNS ■ VARIÁS CUESTIÓNS</p>	<p>TEIS</p>  <p>50%</p> <p>50%</p> <p>■ QUEIXAS E SUXESTIÓNS ■ VARIÁS CUESTIÓNS</p>



caca



10 ¿RECOMENDARÍA VOSTEDE ESTE SERVICIO?



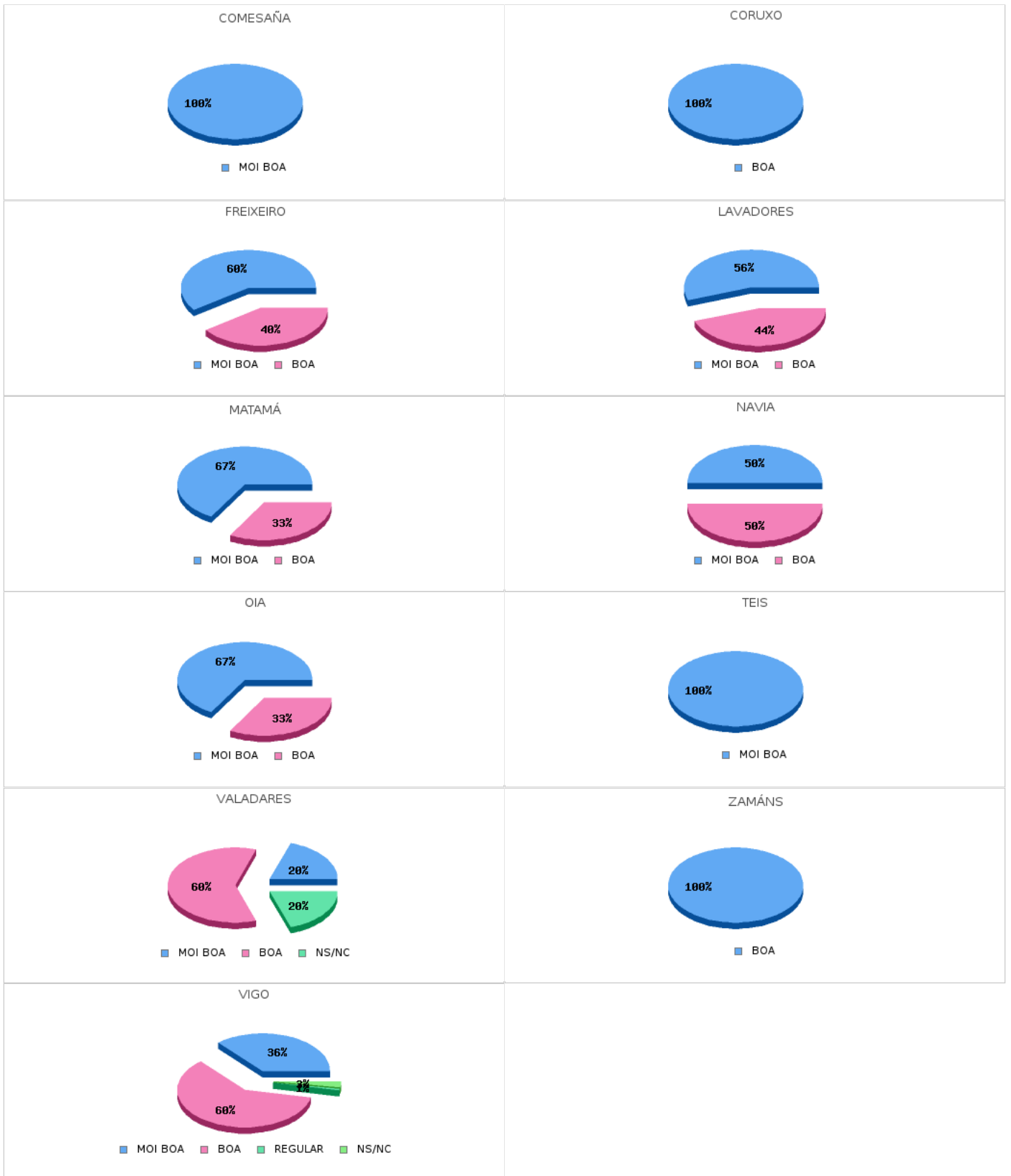


caca



11 ¿QUE LLE PARECE QUE O CONCELLO TEÑA UN SERVIZO DE TRAMITACION DE QUEIXAS POR TELEFONO PARA SER PASADAS ÓS DEPARTAMENTOS ?






caca



12 ¿QUE LLE PARECE QUE O CONCELLO TEÑA UN SERVIZO DE INFORMACIÓN DOS TRÁMITES E INFORMACIÓN SOBRE OUTRAS ADMINISTRACIÓN S ?

<p>ALCABRE</p> <p>100%</p> <p>■ MOI BOA</p>	<p>BEADE</p> <p>75%</p> <p>25%</p> <p>■ MOI BOA ■ BOA</p>
<p>BEMBRIVE</p> <p>100%</p> <p>■ MOI BOA</p>	<p>CABRAL</p> <p>100%</p> <p>■ MOI BOA</p>
<p>CANDEÁN</p> <p>100%</p> <p>■ BOA</p>	<p>CASTRELOS</p> <p>67%</p> <p>33%</p> <p>■ MOI BOA ■ BOA</p>
<p>COMESAÑA</p> <p>100%</p> <p>■ MOI BOA</p>	<p>CORUXO</p> <p>75%</p> <p>25%</p> <p>■ MOI BOA ■ BOA</p>
<p>FREIXEIRO</p> <p>60%</p> <p>40%</p> <p>■ MOI BOA ■ BOA</p>	<p>LAVADORES</p> <p>56%</p> <p>44%</p> <p>■ MOI BOA ■ BOA</p>
<p>MATAMÁ</p> <p>67%</p> <p>33%</p> <p>■ MOI BOA ■ BOA</p>	<p>NAVIA</p> <p>100%</p> <p>■ MOI BOA</p>
<p>OIA</p> <p>67%</p> <p>33%</p> <p>■ MOI BOA ■ BOA</p>	<p>TEIS</p> <p>100%</p> <p>■ MOI BOA</p>

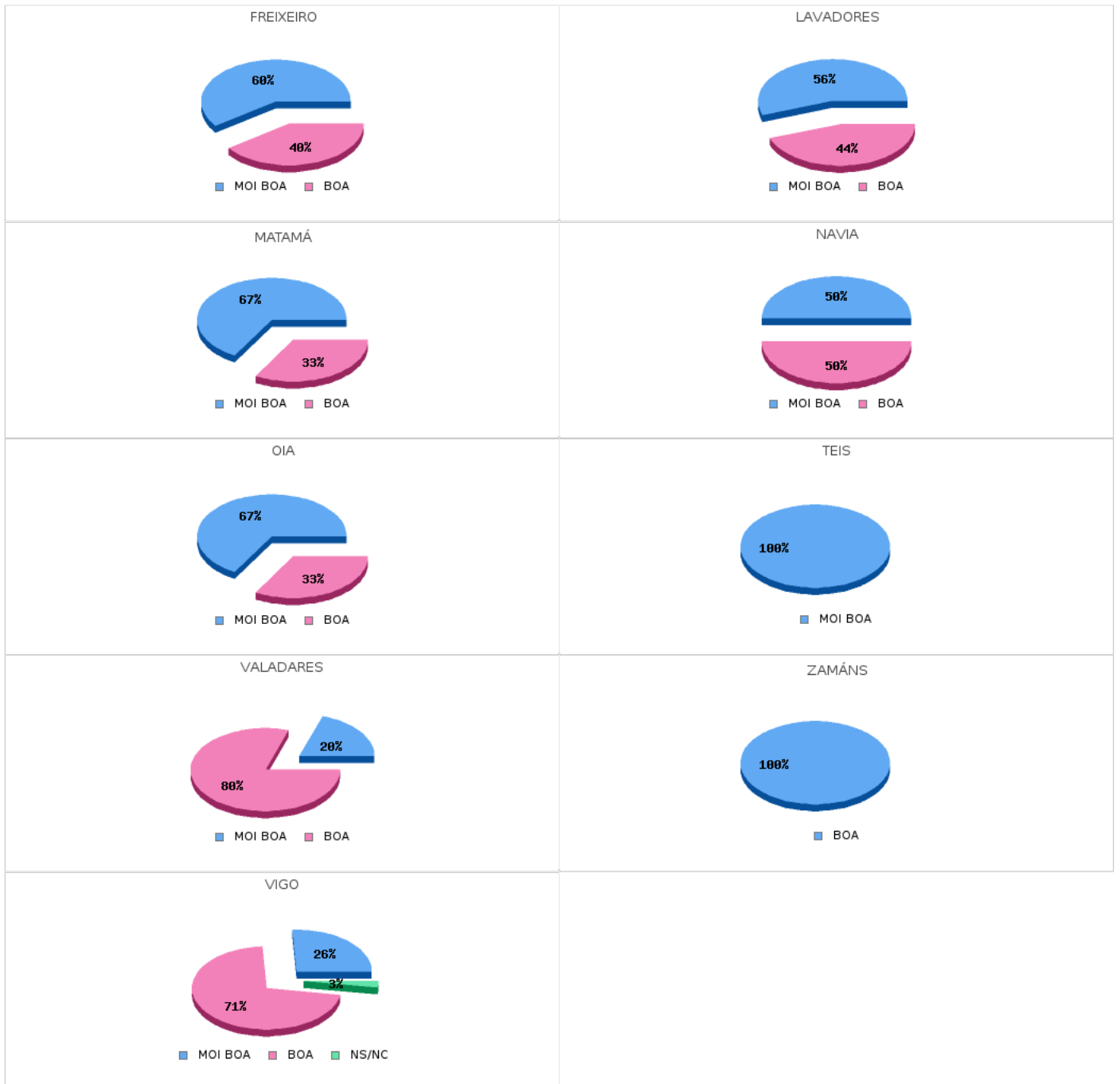


caca



13 ¿QUE LLE PARECE QUE O CONCELLO TEÑA UN SERVIZO DE INFORMACIÓN DE EVENTOS E OCIO NA CIDADE ?






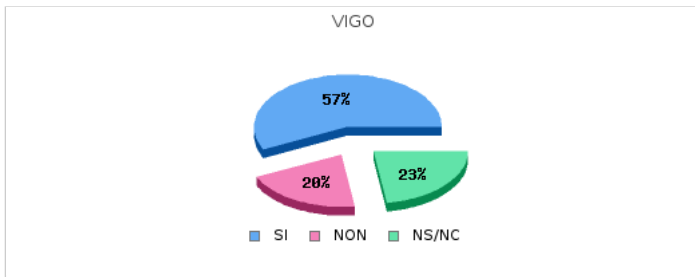
caca



14 ¿CONSIDERA SUFICIENTE LA INFORMACION QUE OFRECEN EL O CONCELLO OS CIDADANS?



<p>BEMBRIVE</p> <table border="1"><tr><td>NON</td><td>50%</td></tr><tr><td>NS/NC</td><td>50%</td></tr></table>	NON	50%	NS/NC	50%	<p>CABRAL</p> <table border="1"><tr><td>SI</td><td>50%</td></tr><tr><td>NON</td><td>25%</td></tr><tr><td>NS/NC</td><td>25%</td></tr></table>	SI	50%	NON	25%	NS/NC	25%
NON	50%										
NS/NC	50%										
SI	50%										
NON	25%										
NS/NC	25%										
<p>CANDEÁN</p> <table border="1"><tr><td>SI</td><td>50%</td></tr><tr><td>NON</td><td>50%</td></tr></table>	SI	50%	NON	50%	<p>CASTRELOS</p> <table border="1"><tr><td>SI</td><td>67%</td></tr><tr><td>NS/NC</td><td>33%</td></tr></table>	SI	67%	NS/NC	33%		
SI	50%										
NON	50%										
SI	67%										
NS/NC	33%										
<p>COMESAÑA</p> <table border="1"><tr><td>SI</td><td>100%</td></tr></table>	SI	100%	<p>CORUXO</p> <table border="1"><tr><td>SI</td><td>50%</td></tr><tr><td>NS/NC</td><td>50%</td></tr></table>	SI	50%	NS/NC	50%				
SI	100%										
SI	50%										
NS/NC	50%										
<p>FREIXEIRO</p> <table border="1"><tr><td>SI</td><td>80%</td></tr><tr><td>NON</td><td>20%</td></tr></table>	SI	80%	NON	20%	<p>LAVADORES</p> <table border="1"><tr><td>SI</td><td>56%</td></tr><tr><td>NON</td><td>11%</td></tr><tr><td>NS/NC</td><td>33%</td></tr></table>	SI	56%	NON	11%	NS/NC	33%
SI	80%										
NON	20%										
SI	56%										
NON	11%										
NS/NC	33%										
<p>MATAMÁ</p> <table border="1"><tr><td>NON</td><td>33%</td></tr><tr><td>NS/NC</td><td>67%</td></tr></table>	NON	33%	NS/NC	67%	<p>NAVIA</p> <table border="1"><tr><td>SI</td><td>100%</td></tr></table>	SI	100%				
NON	33%										
NS/NC	67%										
SI	100%										
<p>OIA</p> <table border="1"><tr><td>SI</td><td>67%</td></tr><tr><td>NS/NC</td><td>33%</td></tr></table>	SI	67%	NS/NC	33%	<p>TEIS</p> <table border="1"><tr><td>SI</td><td>100%</td></tr></table>	SI	100%				
SI	67%										
NS/NC	33%										
SI	100%										
<p>VALADARES</p> <table border="1"><tr><td>SI</td><td>40%</td></tr><tr><td>NON</td><td>20%</td></tr><tr><td>NS/NC</td><td>40%</td></tr></table>	SI	40%	NON	20%	NS/NC	40%	<p>ZAMÁNS</p> <table border="1"><tr><td>SI</td><td>50%</td></tr><tr><td>NS/NC</td><td>50%</td></tr></table>	SI	50%	NS/NC	50%
SI	40%										
NON	20%										
NS/NC	40%										
SI	50%										
NS/NC	50%										



caca



15 ¿SE QUERE CONTACTAR CO CONCELLO , ¿ONDE BUSCA Ó NUMERO DE TELEFONO?

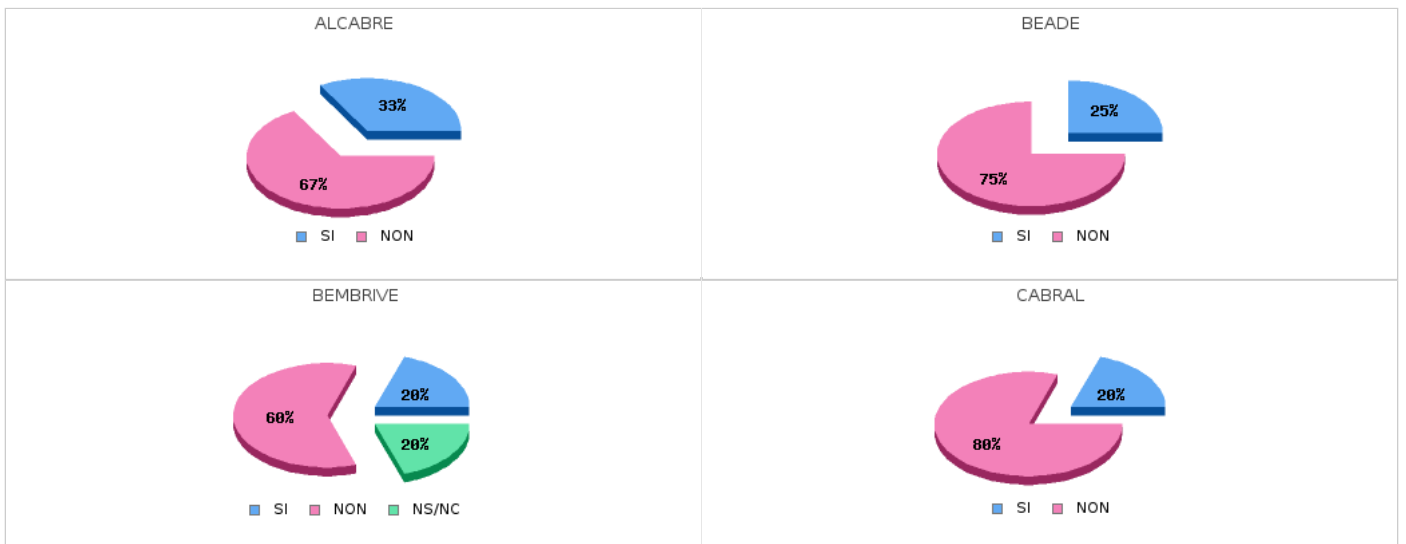
<p>ALCABRE</p> <table border="1"> <thead> <tr> <th>Servicio</th> <th>Porcentaje</th> </tr> </thead> <tbody> <tr> <td>SERVICIO TELEFONICO</td> <td>100%</td> </tr> </tbody> </table>	Servicio	Porcentaje	SERVICIO TELEFONICO	100%	<p>BEADE</p> <table border="1"> <thead> <tr> <th>Servicio</th> <th>Porcentaje</th> </tr> </thead> <tbody> <tr> <td>GUÍAS TELEFONICA</td> <td>50%</td> </tr> <tr> <td>INTERNET</td> <td>25%</td> </tr> <tr> <td>NO PERIODICO</td> <td>25%</td> </tr> </tbody> </table>	Servicio	Porcentaje	GUÍAS TELEFONICA	50%	INTERNET	25%	NO PERIODICO	25%						
Servicio	Porcentaje																		
SERVICIO TELEFONICO	100%																		
Servicio	Porcentaje																		
GUÍAS TELEFONICA	50%																		
INTERNET	25%																		
NO PERIODICO	25%																		
<p>BEMBRIVE</p> <table border="1"> <thead> <tr> <th>Servicio</th> <th>Porcentaje</th> </tr> </thead> <tbody> <tr> <td>INTERNET</td> <td>100%</td> </tr> </tbody> </table>	Servicio	Porcentaje	INTERNET	100%	<p>CABRAL</p> <table border="1"> <thead> <tr> <th>Servicio</th> <th>Porcentaje</th> </tr> </thead> <tbody> <tr> <td>INTERNET</td> <td>75%</td> </tr> <tr> <td>SERVICIO TELEFONICO</td> <td>25%</td> </tr> </tbody> </table>	Servicio	Porcentaje	INTERNET	75%	SERVICIO TELEFONICO	25%								
Servicio	Porcentaje																		
INTERNET	100%																		
Servicio	Porcentaje																		
INTERNET	75%																		
SERVICIO TELEFONICO	25%																		
<p>CANDEÁN</p> <table border="1"> <thead> <tr> <th>Servicio</th> <th>Porcentaje</th> </tr> </thead> <tbody> <tr> <td>OTROS</td> <td>100%</td> </tr> </tbody> </table>	Servicio	Porcentaje	OTROS	100%	<p>CASTRELOS</p> <table border="1"> <thead> <tr> <th>Servicio</th> <th>Porcentaje</th> </tr> </thead> <tbody> <tr> <td>GUÍAS TELEFONICA</td> <td>33%</td> </tr> <tr> <td>INTERNET</td> <td>33%</td> </tr> <tr> <td>OTROS</td> <td>33%</td> </tr> </tbody> </table>	Servicio	Porcentaje	GUÍAS TELEFONICA	33%	INTERNET	33%	OTROS	33%						
Servicio	Porcentaje																		
OTROS	100%																		
Servicio	Porcentaje																		
GUÍAS TELEFONICA	33%																		
INTERNET	33%																		
OTROS	33%																		
<p>COMESAÑA</p> <table border="1"> <thead> <tr> <th>Servicio</th> <th>Porcentaje</th> </tr> </thead> <tbody> <tr> <td>GUÍAS TELEFONICA</td> <td>100%</td> </tr> </tbody> </table>	Servicio	Porcentaje	GUÍAS TELEFONICA	100%	<p>CORUXO</p> <table border="1"> <thead> <tr> <th>Servicio</th> <th>Porcentaje</th> </tr> </thead> <tbody> <tr> <td>INTERNET</td> <td>50%</td> </tr> <tr> <td>OTROS</td> <td>50%</td> </tr> </tbody> </table>	Servicio	Porcentaje	INTERNET	50%	OTROS	50%								
Servicio	Porcentaje																		
GUÍAS TELEFONICA	100%																		
Servicio	Porcentaje																		
INTERNET	50%																		
OTROS	50%																		
<p>FREIXEIRO</p> <table border="1"> <thead> <tr> <th>Servicio</th> <th>Porcentaje</th> </tr> </thead> <tbody> <tr> <td>GUÍAS TELEFONICA</td> <td>20%</td> </tr> <tr> <td>INTERNET</td> <td>20%</td> </tr> <tr> <td>SERVICIO TELEFONICO</td> <td>20%</td> </tr> <tr> <td>OTROS</td> <td>40%</td> </tr> </tbody> </table>	Servicio	Porcentaje	GUÍAS TELEFONICA	20%	INTERNET	20%	SERVICIO TELEFONICO	20%	OTROS	40%	<p>LAVADORES</p> <table border="1"> <thead> <tr> <th>Servicio</th> <th>Porcentaje</th> </tr> </thead> <tbody> <tr> <td>GUÍAS TELEFONICA</td> <td>67%</td> </tr> <tr> <td>INTERNET</td> <td>11%</td> </tr> <tr> <td>OTROS</td> <td>22%</td> </tr> </tbody> </table>	Servicio	Porcentaje	GUÍAS TELEFONICA	67%	INTERNET	11%	OTROS	22%
Servicio	Porcentaje																		
GUÍAS TELEFONICA	20%																		
INTERNET	20%																		
SERVICIO TELEFONICO	20%																		
OTROS	40%																		
Servicio	Porcentaje																		
GUÍAS TELEFONICA	67%																		
INTERNET	11%																		
OTROS	22%																		




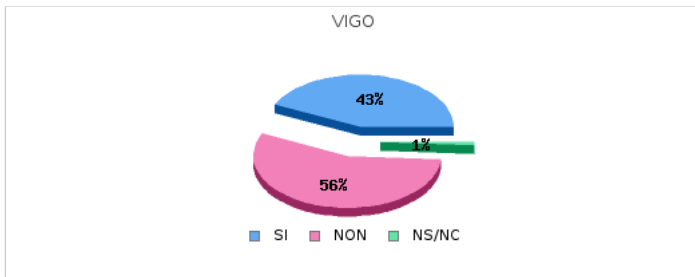
caca



16 ¿UTILIZOU ALGUNHA VEZ O SERVIZO DE INFORMACIÓN DO CONCELLO DE VIGO UBICADO NA PLANTA BAIXA?





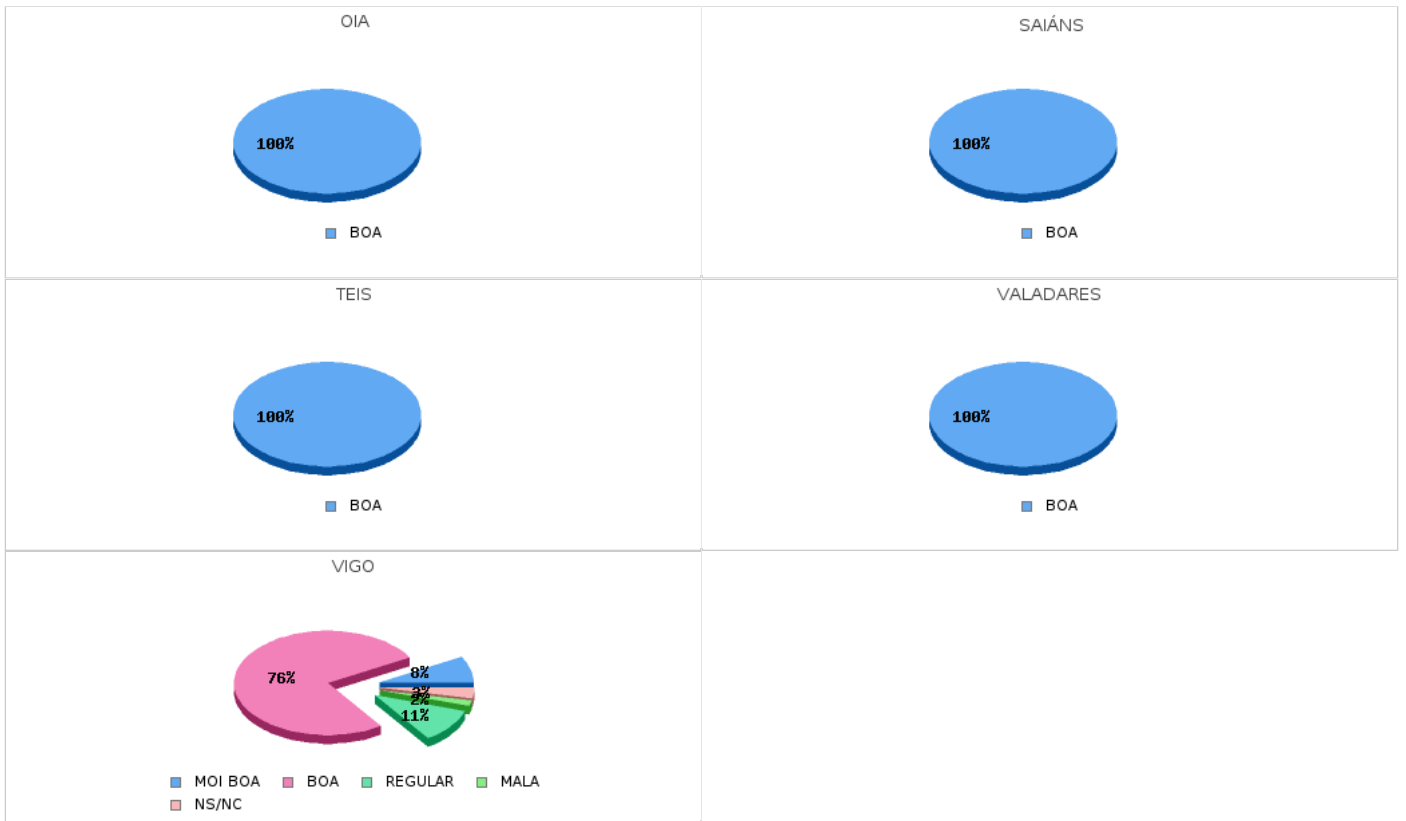


caca



17 ¿A ATENCIÓN QUE LLE PRESTARON FOI?

<p>ALCABRE</p> <table border="1"> <thead> <tr> <th>Atención</th> <th>Porcentaje</th> </tr> </thead> <tbody> <tr> <td>REGULAR</td> <td>100%</td> </tr> </tbody> </table>	Atención	Porcentaje	REGULAR	100%	<p>BEADE</p> <table border="1"> <thead> <tr> <th>Atención</th> <th>Porcentaje</th> </tr> </thead> <tbody> <tr> <td>BOA</td> <td>50%</td> </tr> <tr> <td>REGULAR</td> <td>50%</td> </tr> </tbody> </table>	Atención	Porcentaje	BOA	50%	REGULAR	50%		
Atención	Porcentaje												
REGULAR	100%												
Atención	Porcentaje												
BOA	50%												
REGULAR	50%												
<p>BEMBRIVE</p> <table border="1"> <thead> <tr> <th>Atención</th> <th>Porcentaje</th> </tr> </thead> <tbody> <tr> <td>BOA</td> <td>100%</td> </tr> </tbody> </table>	Atención	Porcentaje	BOA	100%	<p>CABRAL</p> <table border="1"> <thead> <tr> <th>Atención</th> <th>Porcentaje</th> </tr> </thead> <tbody> <tr> <td>BOA</td> <td>50%</td> </tr> <tr> <td>REGULAR</td> <td>50%</td> </tr> </tbody> </table>	Atención	Porcentaje	BOA	50%	REGULAR	50%		
Atención	Porcentaje												
BOA	100%												
Atención	Porcentaje												
BOA	50%												
REGULAR	50%												
<p>CANDEÁN</p> <table border="1"> <thead> <tr> <th>Atención</th> <th>Porcentaje</th> </tr> </thead> <tbody> <tr> <td>BOA</td> <td>100%</td> </tr> </tbody> </table>	Atención	Porcentaje	BOA	100%	<p>CASTRELOS</p> <table border="1"> <thead> <tr> <th>Atención</th> <th>Porcentaje</th> </tr> </thead> <tbody> <tr> <td>BOA</td> <td>100%</td> </tr> </tbody> </table>	Atención	Porcentaje	BOA	100%				
Atención	Porcentaje												
BOA	100%												
Atención	Porcentaje												
BOA	100%												
<p>CORUXO</p> <table border="1"> <thead> <tr> <th>Atención</th> <th>Porcentaje</th> </tr> </thead> <tbody> <tr> <td>REGULAR</td> <td>100%</td> </tr> </tbody> </table>	Atención	Porcentaje	REGULAR	100%	<p>FREIXEIRO</p> <table border="1"> <thead> <tr> <th>Atención</th> <th>Porcentaje</th> </tr> </thead> <tbody> <tr> <td>MOI BOA</td> <td>40%</td> </tr> <tr> <td>BOA</td> <td>40%</td> </tr> <tr> <td>REGULAR</td> <td>20%</td> </tr> </tbody> </table>	Atención	Porcentaje	MOI BOA	40%	BOA	40%	REGULAR	20%
Atención	Porcentaje												
REGULAR	100%												
Atención	Porcentaje												
MOI BOA	40%												
BOA	40%												
REGULAR	20%												
<p>LAVADORES</p> <table border="1"> <thead> <tr> <th>Atención</th> <th>Porcentaje</th> </tr> </thead> <tbody> <tr> <td>BOA</td> <td>100%</td> </tr> </tbody> </table>	Atención	Porcentaje	BOA	100%	<p>NAVIA</p> <table border="1"> <thead> <tr> <th>Atención</th> <th>Porcentaje</th> </tr> </thead> <tbody> <tr> <td>REGULAR</td> <td>100%</td> </tr> </tbody> </table>	Atención	Porcentaje	REGULAR	100%				
Atención	Porcentaje												
BOA	100%												
Atención	Porcentaje												
REGULAR	100%												



caca



18 ¿FACILITARONLLE CORRECTAMENTE A INFORMACIÓN SOLICITADA?






caca



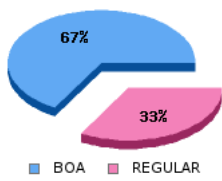
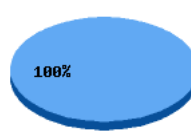
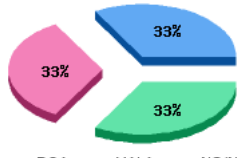
19 ¿RECOMENDARÍA VOSTEDE ESTE SERVICIO?



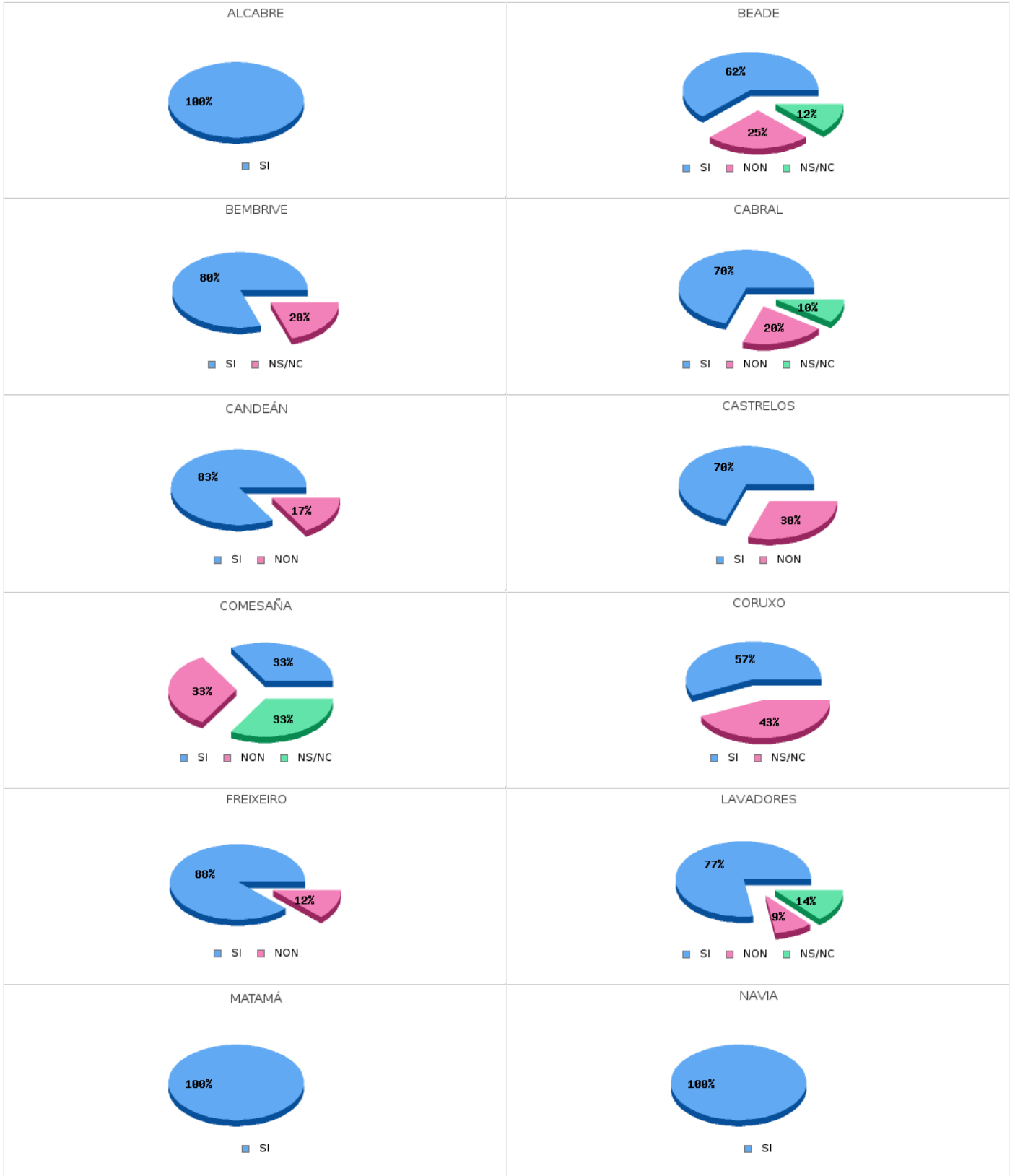
<p>BEMBRIVE</p> <p>100%</p> <p>■ SI</p>	<p>CABRAL</p> <p>100%</p> <p>■ SI</p>
<p>CANDEÁN</p> <p>100%</p> <p>■ SI</p>	<p>CASTRELOS</p> <p>67%</p> <p>33%</p> <p>■ SI ■ NS/NC</p>
<p>CORUXO</p> <p>100%</p> <p>■ SI</p>	<p>FREIXEIRO</p> <p>100%</p> <p>■ SI</p>
<p>LAVADORES</p> <p>100%</p> <p>■ SI</p>	<p>NAVIA</p> <p>100%</p> <p>■ SI</p>
<p>OIA</p> <p>100%</p> <p>■ SI</p>	<p>SAIÁNS</p> <p>100%</p> <p>■ SI</p>
<p>TEIS</p> <p>100%</p> <p>■ SI</p>	<p>VALADARES</p> <p>100%</p> <p>■ SI</p>
<p>VIGO</p> <p>88%</p> <p>7%</p> <p>6%</p> <p>■ SI ■ NON ■ NS/NC</p>	

caca

20 ¿QUÉ OPINIÓN LLE MERECE EN XERAL?

<p>ALCABRE</p>  <p>67% 33%</p> <p>BOA REGULAR</p>	
<p>SAIÁNS</p>  <p>100%</p> <p>BOA</p>	<p>SÁRDOMA</p>  <p>33% 33% 33%</p> <p>BOA MALA NS/NC</p>

21 ¿CREE QUE O ASOCIACIONISMO É UNHA VÍA PARA AUMENTAR A PARTICIPACIÓN DA VECIÑANZA?





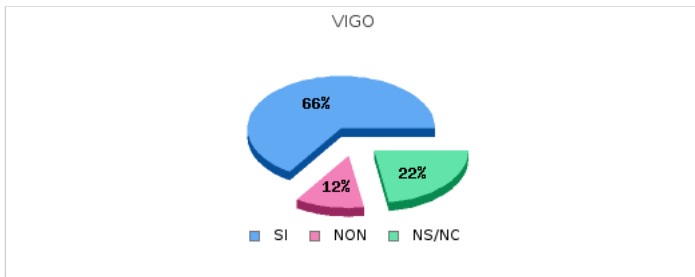
caca



22 ¿HAI ALGUNHA ASOCIACIÓN VECIÑAL NA SÚA PARROQUIA?



<p>CANDEÁN</p> <p>100%</p> <p>■ SI</p>	<p>CASTRELOS</p> <p>100%</p> <p>■ SI</p>
<p>COMESAÑA</p> <p>67%</p> <p>33%</p> <p>■ SI ■ NS/NC</p>	<p>CORUXO</p> <p>86%</p> <p>14%</p> <p>■ SI ■ NS/NC</p>
<p>FREIXEIRO</p> <p>88%</p> <p>12%</p> <p>■ SI ■ NON</p>	<p>LAVADORES</p> <p>95%</p> <p>5%</p> <p>■ SI ■ NON</p>
<p>MATAMÁ</p> <p>100%</p> <p>■ SI</p>	<p>NAVIA</p> <p>100%</p> <p>■ SI</p>
<p>OIA</p> <p>80%</p> <p>20%</p> <p>■ SI ■ NS/NC</p>	<p>SAIÁNS</p> <p>100%</p> <p>■ SI</p>
<p>SÁRDOMA</p> <p>100%</p> <p>■ SI</p>	<p>TEIS</p> <p>67%</p> <p>33%</p> <p>■ SI ■ NON</p>
<p>VALADARES</p> <p>100%</p> <p>■ SI</p>	<p>ZAMÁNS</p> <p>50%</p> <p>50%</p> <p>■ SI ■ NS/NC</p>



caca



23 ¿QUÉ OPINION LLE MERECE?


<p>ALCABRE</p> <table border="1"> <thead> <tr> <th>Opinion</th> <th>Percentage</th> </tr> </thead> <tbody> <tr> <td>BOA</td> <td>67%</td> </tr> <tr> <td>NS/NC</td> <td>33%</td> </tr> </tbody> </table>	Opinion	Percentage	BOA	67%	NS/NC	33%	<p>BEADE</p> <table border="1"> <thead> <tr> <th>Opinion</th> <th>Percentage</th> </tr> </thead> <tbody> <tr> <td>BOA</td> <td>25%</td> </tr> <tr> <td>REGULAR</td> <td>50%</td> </tr> <tr> <td>NS/NC</td> <td>25%</td> </tr> </tbody> </table>	Opinion	Percentage	BOA	25%	REGULAR	50%	NS/NC	25%				
Opinion	Percentage																		
BOA	67%																		
NS/NC	33%																		
Opinion	Percentage																		
BOA	25%																		
REGULAR	50%																		
NS/NC	25%																		
<p>BEMBRIVE</p> <table border="1"> <thead> <tr> <th>Opinion</th> <th>Percentage</th> </tr> </thead> <tbody> <tr> <td>MOI BOA</td> <td>40%</td> </tr> <tr> <td>BOA</td> <td>40%</td> </tr> <tr> <td>REGULAR</td> <td>20%</td> </tr> </tbody> </table>	Opinion	Percentage	MOI BOA	40%	BOA	40%	REGULAR	20%	<p>CABRAL</p> <table border="1"> <thead> <tr> <th>Opinion</th> <th>Percentage</th> </tr> </thead> <tbody> <tr> <td>MOI BOA</td> <td>10%</td> </tr> <tr> <td>BOA</td> <td>40%</td> </tr> <tr> <td>MALA</td> <td>30%</td> </tr> <tr> <td>NS/NC</td> <td>20%</td> </tr> </tbody> </table>	Opinion	Percentage	MOI BOA	10%	BOA	40%	MALA	30%	NS/NC	20%
Opinion	Percentage																		
MOI BOA	40%																		
BOA	40%																		
REGULAR	20%																		
Opinion	Percentage																		
MOI BOA	10%																		
BOA	40%																		
MALA	30%																		
NS/NC	20%																		
<p>CANDEÁN</p> <table border="1"> <thead> <tr> <th>Opinion</th> <th>Percentage</th> </tr> </thead> <tbody> <tr> <td>BOA</td> <td>83%</td> </tr> <tr> <td>NS/NC</td> <td>17%</td> </tr> </tbody> </table>	Opinion	Percentage	BOA	83%	NS/NC	17%	<p>CASTRELOS</p> <table border="1"> <thead> <tr> <th>Opinion</th> <th>Percentage</th> </tr> </thead> <tbody> <tr> <td>BOA</td> <td>50%</td> </tr> <tr> <td>REGULAR</td> <td>30%</td> </tr> <tr> <td>NS/NC</td> <td>20%</td> </tr> </tbody> </table>	Opinion	Percentage	BOA	50%	REGULAR	30%	NS/NC	20%				
Opinion	Percentage																		
BOA	83%																		
NS/NC	17%																		
Opinion	Percentage																		
BOA	50%																		
REGULAR	30%																		
NS/NC	20%																		
<p>COMESAÑA</p> <table border="1"> <thead> <tr> <th>Opinion</th> <th>Percentage</th> </tr> </thead> <tbody> <tr> <td>BOA</td> <td>50%</td> </tr> <tr> <td>MOI MALA</td> <td>50%</td> </tr> </tbody> </table>	Opinion	Percentage	BOA	50%	MOI MALA	50%	<p>CORUXO</p> <table border="1"> <thead> <tr> <th>Opinion</th> <th>Percentage</th> </tr> </thead> <tbody> <tr> <td>MOI BOA</td> <td>17%</td> </tr> <tr> <td>BOA</td> <td>50%</td> </tr> <tr> <td>MALA</td> <td>17%</td> </tr> <tr> <td>NS/NC</td> <td>17%</td> </tr> </tbody> </table>	Opinion	Percentage	MOI BOA	17%	BOA	50%	MALA	17%	NS/NC	17%		
Opinion	Percentage																		
BOA	50%																		
MOI MALA	50%																		
Opinion	Percentage																		
MOI BOA	17%																		
BOA	50%																		
MALA	17%																		
NS/NC	17%																		
<p>FREIXEIRO</p> <table border="1"> <thead> <tr> <th>Opinion</th> <th>Percentage</th> </tr> </thead> <tbody> <tr> <td>BOA</td> <td>29%</td> </tr> <tr> <td>REGULAR</td> <td>29%</td> </tr> <tr> <td>NS/NC</td> <td>43%</td> </tr> </tbody> </table>	Opinion	Percentage	BOA	29%	REGULAR	29%	NS/NC	43%	<p>LAVADORES</p> <table border="1"> <thead> <tr> <th>Opinion</th> <th>Percentage</th> </tr> </thead> <tbody> <tr> <td>BOA</td> <td>67%</td> </tr> <tr> <td>REGULAR</td> <td>18%</td> </tr> <tr> <td>MALA</td> <td>18%</td> </tr> <tr> <td>NS/NC</td> <td>14%</td> </tr> </tbody> </table>	Opinion	Percentage	BOA	67%	REGULAR	18%	MALA	18%	NS/NC	14%
Opinion	Percentage																		
BOA	29%																		
REGULAR	29%																		
NS/NC	43%																		
Opinion	Percentage																		
BOA	67%																		
REGULAR	18%																		
MALA	18%																		
NS/NC	14%																		



caca



24 ¿CREE VOSTEDE QUE AS ASOCIACIÓN FAVORECEN A PARTICIPACIÓN DOS VECIÑOS NAS ACTIVIDADES E COÑECEMENTO DA SÚA PARROQUIA?



<p>BEMBRIVE</p> <table border="1"><tr><th>Response</th><th>Percentage</th></tr><tr><td>SI</td><td>80%</td></tr><tr><td>NON</td><td>20%</td></tr></table>	Response	Percentage	SI	80%	NON	20%	<p>CABRAL</p> <table border="1"><tr><th>Response</th><th>Percentage</th></tr><tr><td>SI</td><td>70%</td></tr><tr><td>NON</td><td>20%</td></tr><tr><td>NS/NC</td><td>10%</td></tr></table>	Response	Percentage	SI	70%	NON	20%	NS/NC	10%
Response	Percentage														
SI	80%														
NON	20%														
Response	Percentage														
SI	70%														
NON	20%														
NS/NC	10%														
<p>CANDEÁN</p> <table border="1"><tr><th>Response</th><th>Percentage</th></tr><tr><td>SI</td><td>100%</td></tr></table>	Response	Percentage	SI	100%	<p>CASTRELOS</p> <table border="1"><tr><th>Response</th><th>Percentage</th></tr><tr><td>SI</td><td>70%</td></tr><tr><td>NS/NC</td><td>30%</td></tr></table>	Response	Percentage	SI	70%	NS/NC	30%				
Response	Percentage														
SI	100%														
Response	Percentage														
SI	70%														
NS/NC	30%														
<p>COMESAÑA</p> <table border="1"><tr><th>Response</th><th>Percentage</th></tr><tr><td>SI</td><td>100%</td></tr></table>	Response	Percentage	SI	100%	<p>CORUXO</p> <table border="1"><tr><th>Response</th><th>Percentage</th></tr><tr><td>SI</td><td>67%</td></tr><tr><td>NS/NC</td><td>33%</td></tr></table>	Response	Percentage	SI	67%	NS/NC	33%				
Response	Percentage														
SI	100%														
Response	Percentage														
SI	67%														
NS/NC	33%														
<p>FREIXEIRO</p> <table border="1"><tr><th>Response</th><th>Percentage</th></tr><tr><td>SI</td><td>86%</td></tr><tr><td>NON</td><td>14%</td></tr></table>	Response	Percentage	SI	86%	NON	14%	<p>LAVADORES</p> <table border="1"><tr><th>Response</th><th>Percentage</th></tr><tr><td>SI</td><td>81%</td></tr><tr><td>NON</td><td>10%</td></tr><tr><td>NS/NC</td><td>10%</td></tr></table>	Response	Percentage	SI	81%	NON	10%	NS/NC	10%
Response	Percentage														
SI	86%														
NON	14%														
Response	Percentage														
SI	81%														
NON	10%														
NS/NC	10%														
<p>MATAMÁ</p> <table border="1"><tr><th>Response</th><th>Percentage</th></tr><tr><td>SI</td><td>100%</td></tr></table>	Response	Percentage	SI	100%	<p>NAVIA</p> <table border="1"><tr><th>Response</th><th>Percentage</th></tr><tr><td>SI</td><td>100%</td></tr></table>	Response	Percentage	SI	100%						
Response	Percentage														
SI	100%														
Response	Percentage														
SI	100%														
<p>OIA</p> <table border="1"><tr><th>Response</th><th>Percentage</th></tr><tr><td>SI</td><td>100%</td></tr></table>	Response	Percentage	SI	100%	<p>SAIÁNS</p> <table border="1"><tr><th>Response</th><th>Percentage</th></tr><tr><td>SI</td><td>100%</td></tr></table>	Response	Percentage	SI	100%						
Response	Percentage														
SI	100%														
Response	Percentage														
SI	100%														
<p>SÁRDOMA</p> <table border="1"><tr><th>Response</th><th>Percentage</th></tr><tr><td>SI</td><td>33%</td></tr><tr><td>NON</td><td>33%</td></tr><tr><td>NS/NC</td><td>33%</td></tr></table>	Response	Percentage	SI	33%	NON	33%	NS/NC	33%	<p>TEIS</p> <table border="1"><tr><th>Response</th><th>Percentage</th></tr><tr><td>NS/NC</td><td>100%</td></tr></table>	Response	Percentage	NS/NC	100%		
Response	Percentage														
SI	33%														
NON	33%														
NS/NC	33%														
Response	Percentage														
NS/NC	100%														


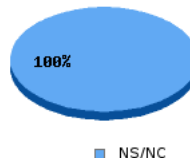


caca



25 ¿CREE QUE ESTAS ACTIVIDADES SE DEBEN POTENCIAR DENDE O CONCELLO A TRAVÉS DAS SUBVENCÍONS?



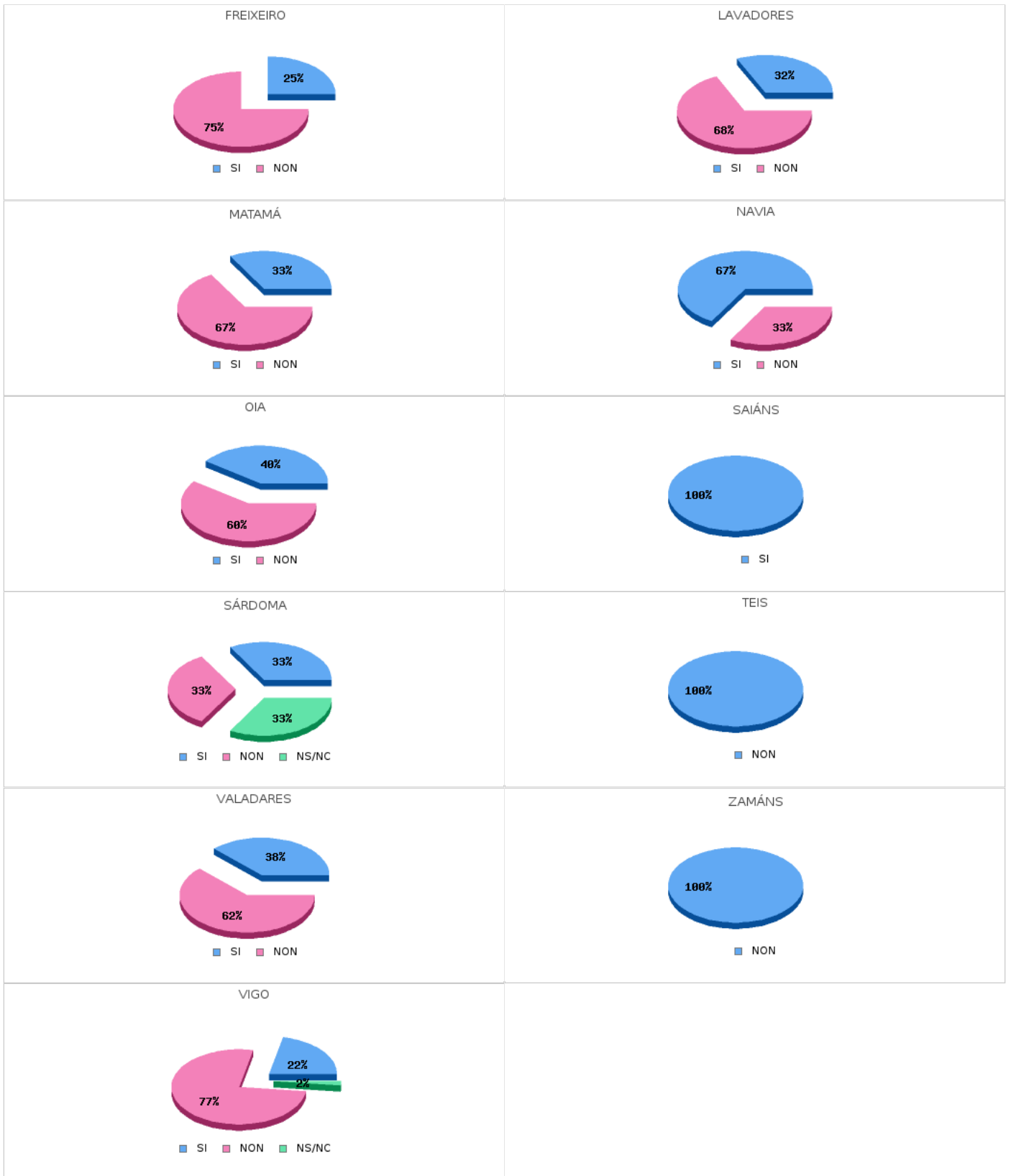
	<p>VALADARES</p>  <p>■ SI</p>
<p>ZAMÁNS</p>  <p>■ NS/NC</p>	

caca



26 ¿PERTENCE VOSTEDE A ALGUNHA ASOCIACIÓN?

<p>ALCABRE</p>  <p>■ SI ■ NON</p>	<p>BEADE</p>  <p>■ SI ■ NON</p>
<p>BEMBRIVE</p>  <p>■ SI ■ NON</p>	<p>CABRAL</p>  <p>■ SI ■ NON</p>
<p>CANDEÁN</p>  <p>■ SI ■ NON</p>	<p>CASTRELOS</p>  <p>■ SI ■ NON ■ NS/NC</p>
<p>COMESAÑA</p>  <p>■ NON</p>	<p>CORUXO</p>  <p>■ SI ■ NON</p>



caca



27 ¿UTILIZA VOSTEDE OS RECURSOS QUE ESTA OFRECE?

<p>ALCABRE</p>  <p>■ SI</p>	
<p>MATAMÁ</p>  <p>■ SI</p>	
	<p>SAIÁNS</p>  <p>■ SI ■ NON</p>
	<p>VALADARES</p>  <p>■ SI ■ NON</p>

caca



28 ¿SEXO?



29 ¿E XA PARA FINALIZAR LLE IMPORTARÍA DICIRME ¿EN QUÉ GRUPO DE IDADE SE ATOPA VOSTEDE?

caca